

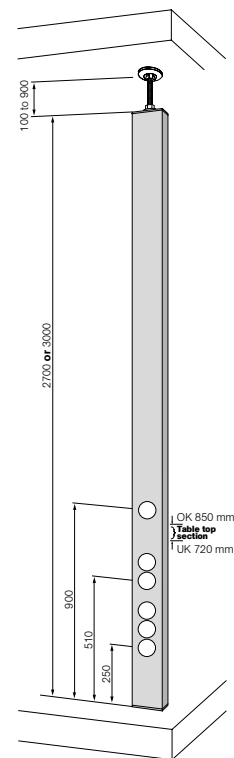
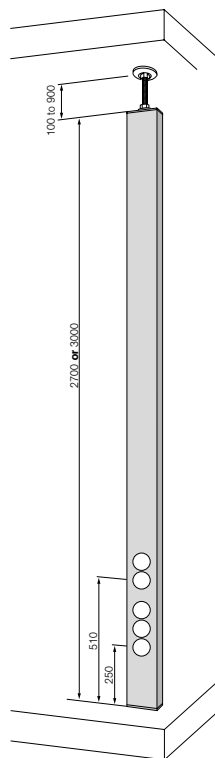
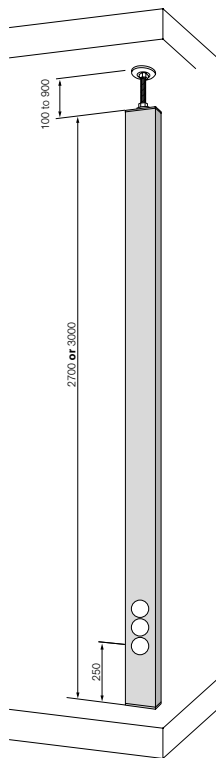
MSD10

The elegant ceiling supply towers



**For Schools, Offices, Salesrooms, Conference room,
Canteen kitchens and Large bakeries and Hospitals**

MSD10 Standardtype

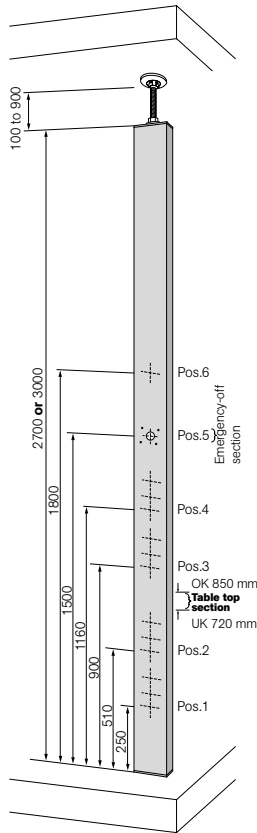


Drilling units						Height	Protection class	Color	Ref.No.
1	2	3	4	5	6				
G	-	-	-	-	-	2700	IPX0	silver	MSD10-2700-G00000s0
G	-	-	-	-	-	2700	IPX5	silver	MSD10-2700-G00000s5
G	F	-	-	-	-	2700	IPX0	silver	MSD10-2700-GF0000s0
G	F	-	-	-	-	2700	IPX5	silver	MSD10-2700-GF0000s5
G	F	E	-	-	-	2700	IPX0	silver	MSD10-2700-GFE000s0
G	F	E	-	-	-	2700	IPX5	silver	MSD10-2700-GFE000s5
G	-	-	-	-	-	3000	IPX0	silver	MSD10-3000-G00000s0
G	-	-	-	-	-	3000	IPX5	silver	MSD10-3000-G00000s5
G	F	-	-	-	-	3000	IPX0	silver	MSD10-3000-GF0000s0
G	F	-	-	-	-	3000	IPX5	silver	MSD10-3000-GF0000s5
G	F	E	-	-	-	3000	IPX0	silver	MSD10-3000-GFE000s0
G	F	E	-	-	-	3000	IPX5	silver	MSD10-3000-GFE000s5

Drilling units		Hole pattern	Ref.No.
Drilling unit D	Emergency-off-switch	10	MS-Be-D
Drilling unit E	1 standard device	13	MS-Be-E
Drilling unit F	2 standard devices in combination	13	MS-Be-F
Drilling unit G	3 standard devices in combination	13	MS-Be-G
Drilling unit H	1 CEE-externally mounted socket, straight, 3 x 16A, 5 x 16A or 5 x 32A, 400V		MS-Be-H
Drilling unit I	1 CEE-mondo, 5 x 16A, 400V	17	MS-Be-I

MSD10

How to secure

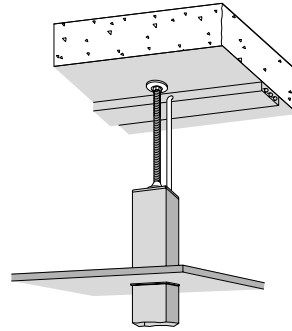


Performance features

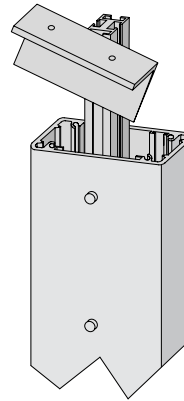
MSD10 ceiling supply towers for vertical connection technology for supplying from the ceiling or the floor in a closed aluminium profile, prepared for **equipping** on one or two sides with **all standard equipment programs** including high and weak voltage devices as well as emergency-off button or CEE surface-mounted sockets up to 32A.

The column is divided into 6 positions for equipping. Each position can be equipped with a drilling unit as required. For columns that can be equipped on both sides, please specify the bore holes of the second side separately.

A separating rail must be provided to separate the different electric circuits inside the column.



The **clamp attachment set for visible and intermediate ceilings** comprises an attachment plate that is flush to the profile for attaching the column to the floor, a cover with a 17 mm Ø bore hole and a threaded rod with an adjustment leg and nut for clamping the column between the ceiling and the floor. For bare ceilings with dropped intermediate ceilings, the cutout in the intermediate ceiling has an additional covering as enclosed. The clamp attachment has an adjustment range of 100 to 900 mm.

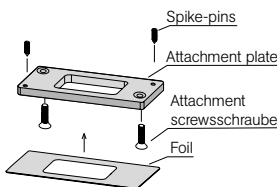


The **clamp attachment set with attachment bracket for visible and intermediate ceilings** comprises a baseplate with protruding profile for attaching the column to the floor, a column lid with guide rail and an attachment bracket. The bracket and guide are screwed to one another. This type of securing is ideal for slanting ceilings. For bare ceilings with dropped intermediate ceilings, the cutout in the intermediate ceiling has an additional covering as enclosed. The screw attachment has an adjustment range of 100 to 900 mm.

Technical data

Dimensions: 100 x 50 x 2700 or 3000 mm
 Protection class: IPX0 / IPX5
 Material: Anodized aluminum
 Colours: silver s anodised

Other configurations and heights on request.



The **baseplate with flush-fitted profile** can be mounted in three ways, depending on the floor covering.

1. On concrete floors and floors with plastic coverings.

Screw spike pins into the plate from the underneath until the ends disappear in the plate;

screw the plate to the floor, position the column on top and secure to the ceiling.

2. On carpeted floors

Screw the spike pins from above into the plate until the ends disappear in the plate; screw the plate to the bottom end of the column; position the column on the floor and clamp

with the clamp attachment between the ceiling and the floor.

3. On tiled floors

Screw the plate to the bottom end of the column; attach the foil; position the column on the floor and clamp with the clamp attachment between the ceiling and the floor.

Description	Color	Ref.No.
Clamp attachment set (for visible and intermediate ceilings)	silver	MSD10-SpZs
Screw fastening set with supporting flange (for visible and intermediate ceilings)	silver	MSD10-SSSs
Clamp attachment set with attachment bracket (for visible and intermediate ceilings)	silver	MSD10-SwZs
Separation bar, 2700 mm		MSD10-Ts2700
Separation bar, 3000 mm		MSD10-Ts3000

MOSER SYSTEMELEKTRIK stands for innovative connection technology products for indoor and outdoor use. The main aspects prevailing during development are not only attractive design, functionality but also compliance with all national and international safety regulations. An economical, modern manufacturing, high-quality materials and uncompromising quality control ensure reliable and patented products in excellent quality. Not least are the high satisfaction of our customers since many years and the continued growth of the company important evidence therefor. Especially is our claim for quality ensured by competent, motivated and well trained staff.



Submitted by:

MSD10- E - 03/2011
Subject to technical alterations.
Our conditions of delivery and payment are applicable.

MOSER SYSTEMELEKTRIK
Erikaweg 1
D-78141 Schönwald
Telefon 0049(0)77 22/96 97-0
Telefax 0049(0)77 22/96 97-11
info@moser-systemelektrik.de
www.moser-systemelektrik.de